







BAU - RESINA

Micro cement coating
color chart

BAUER

**BAUER****BAUER****B4-K2-L4****K4-D5-L1****K4-D3-L1****B3-K1-G5****B3-K2-G5****B1-K1-G2****B8-K1-L8****B5-K2-D2****B1-K1-D1-G1****B5-C1****B4****B2****B4-K4-L4****B2-K1-L2****B1-K1-L1****B3-D3****B2-D2****B2-L1****B4-K1-L1-G4****B2-K1-L1-G2****B1-K2****B5****B4-C1****B5-G1****B4-K2****B1-K1-D1-G3****B1-K1****B2-G3****B2-G2****B1-G2****B5-K1-G2****B2-K1-G2****B1-K1-G1****B8-K1-L5****B1-L1****B1-D1****PIGMENT
CODES****B** - BLACK
K - OCHER
L - LIGHT BROWN**D** - DARK BROWN
G - GREEN
C - BLUE**Note:**

The colors presented herein may slightly vary from the final result due to paper printing limitations.

The final color is easily achieved by adding the proper amount of pigments to the white mortar. The codes listed in the chart display the color choice of pigments and the number of standard packages (bags of 50g) to be mixed with 25kg of white mortar **Bau Resina**.

E.g. Code B4-C1 indicates the use of 4 packs of 50g black pigment (B) and 1 pack of 50g blue pigment (C).



BAUER

Industrial area of Megara

Attica, Greece

P.C. 19 100 P.O. 915

T_210 57 44 222

E_info@netbauer.com

www.netbauer.com